

Historical Returns

	Jan	Feb	Mar	Apr	May	Jun	Jul	Aug	Sep	Oct	Nov	Dec	YTD ⁽¹⁾	ITD ⁽¹⁾
2020	N/A	N/A	0.46%	0.62%	0.71%	0.74%	0.88%	0.89%	0.87%	0.85%	0.85%	0.81%	7.95%	
2021	0.60%	0.56%	0.54%	0.47%	0.51%	0.55%	0.12%							11.62%

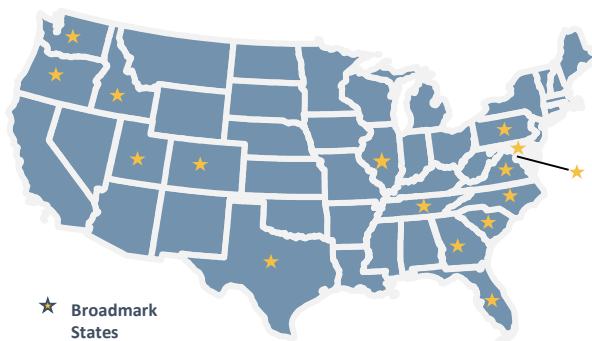
July 2021 Fund Metrics

0.12%	\$73.2M	131
Monthly Return ⁽²⁾	Assets	Loans Funded Since Inception

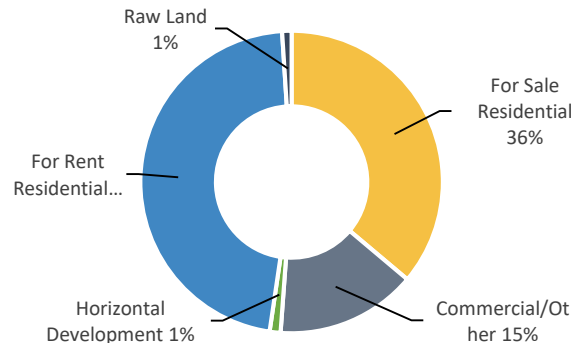
	Principal Outstanding ⁽³⁾	Total Loan Commitment ⁽⁴⁾	LTV %	Original Term (mo.)	Fee	Interest Rate
Total	\$43,741,312.53	\$78,568,983.52	N/A	N/A	N/A	N/A
Mean ⁵	\$412,653.89	\$741,216.83	61%	10.35	3%	11%

Current Portfolio Loan Participation⁽⁴⁾

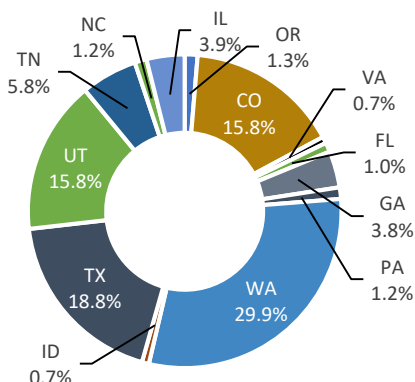
Geographic States



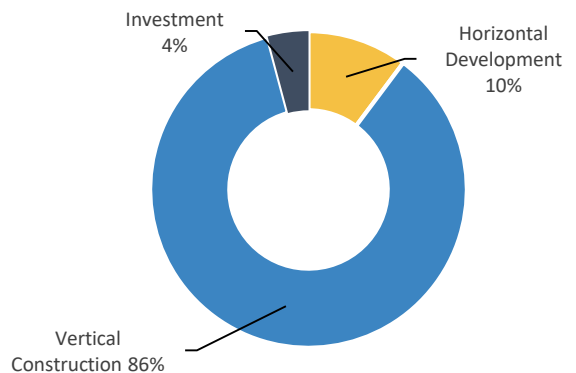
By Property Type



By State⁽⁴⁾



By Loan Purpose



- (1) Year to Date & Inception to Date
- (2) The Manager calculated total return based on total loan origination fees and other fee income received from loan participations, less all expenses including liquidation costs, divided by total paid in capital.
- (3) Represents amount as of July 31, 2021
- (4) Represents total loan commitment including principal outstanding, interest reserve and construction holdback as of July 31, 2021.
- (5) Unweighted mean calculations.

Disclaimer

This advertisement is not an offer to sell or a solicitation to buy preferred units of Broadmark Private REIT, LLC (the “Private REIT”). Any loan data or performance information presented for Broadmark Realty is not the past performance of the Private REIT and is not indicative of possible future results of the Private REIT. PAST PERFORMANCE IS NO INDICATION OF FUTURE RESULTS.

Vigilant Distributors, LLC, SEC-registered broker-dealer and FINRA member, served as placement agent with respect to the offer and sale of the Private REIT’s preferred units until the date of its closing. Certain of the Manager’s personnel are Vigilant Distributor-registered representatives who marketed the Private REIT’s preferred units. The Manager’s personnel are also employees of Broadmark Realty. Broadmark Realty has adopted a bonus policy for eligible employees based on various performance factors, including contributions to the growth of the Manager.